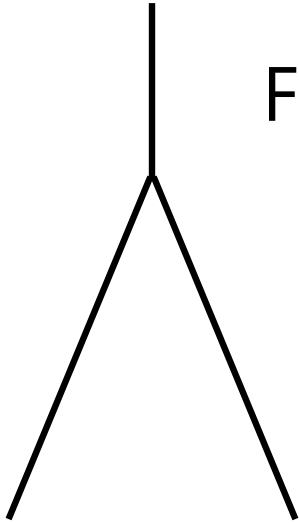
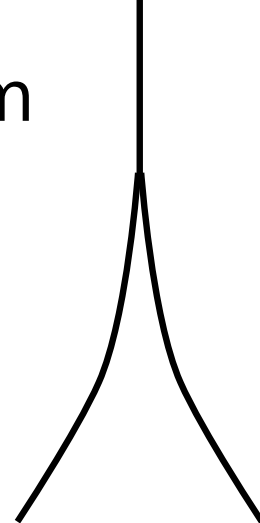


FinDelta Sail Trim



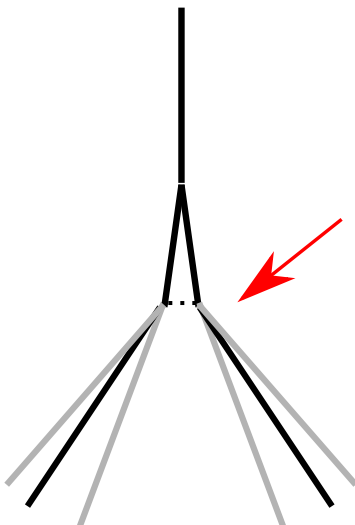
Standard Trim

Wings about 45 degrees apart, but more or less is acceptable with the sail still performing just fine.



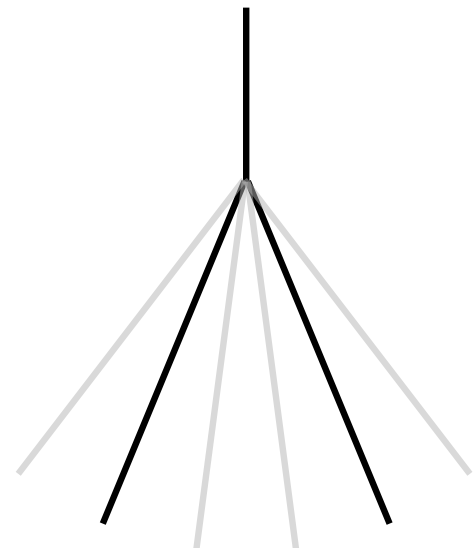
Wind Gusts

Wings sag in, slipping some of the gust, before springing back to original shape. Tension your halyard for more or less spring.



Grommets For Profile Option

We have included two trim grommets behind the fin. Use a short length of line to pinch the wings together to modify your sail's profile, an option for custom fitting to a yacht's particular geometry.



Angle Options

For those who like to experiment, the wings can be set wider or narrower, down to a zero degree spread. Most cruisers trim to roughly 45 degrees (theoretically the best performance) and leave it that way!